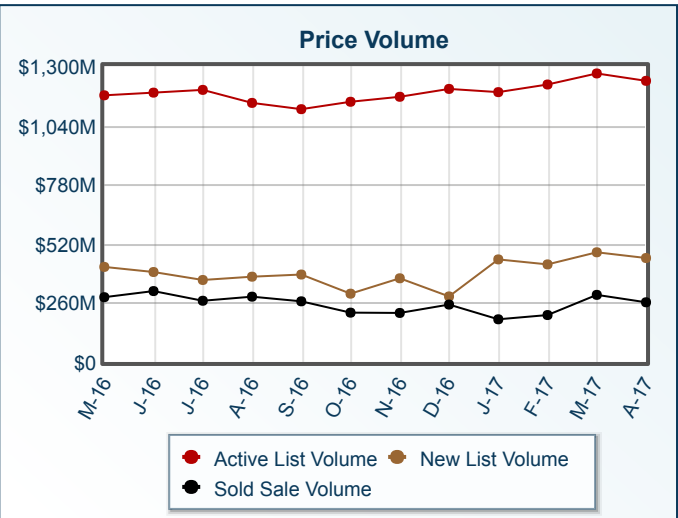
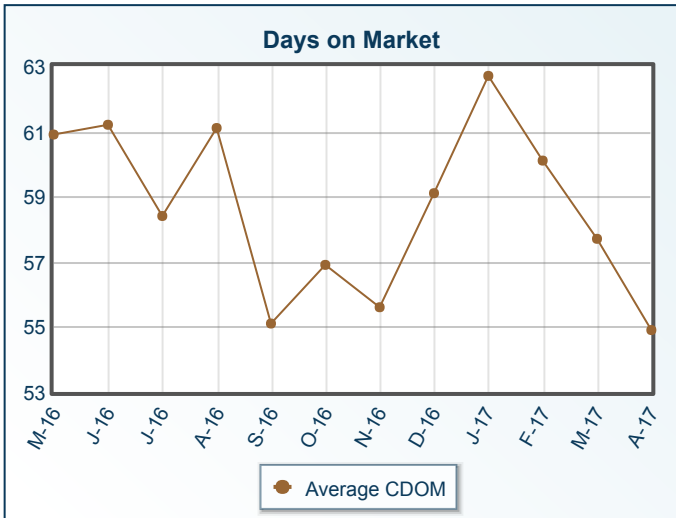
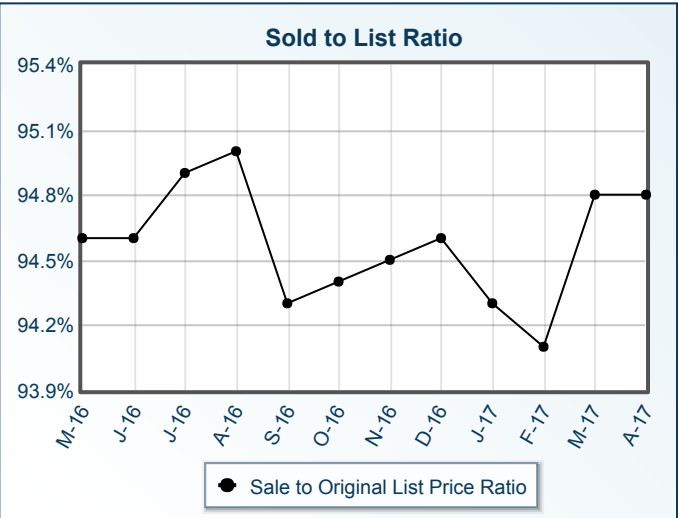
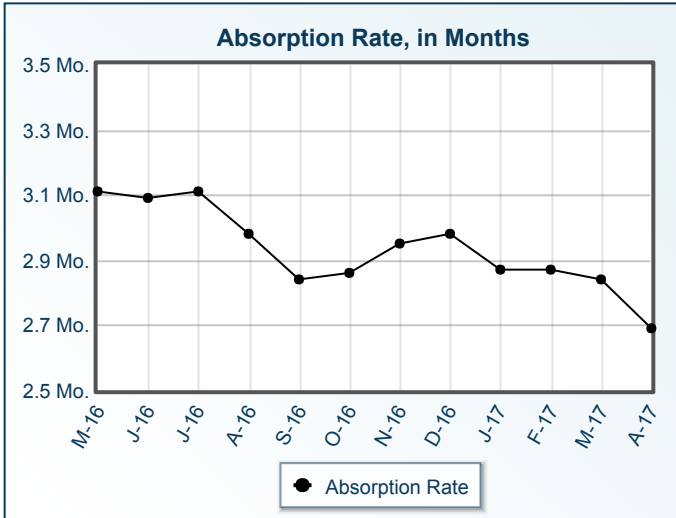
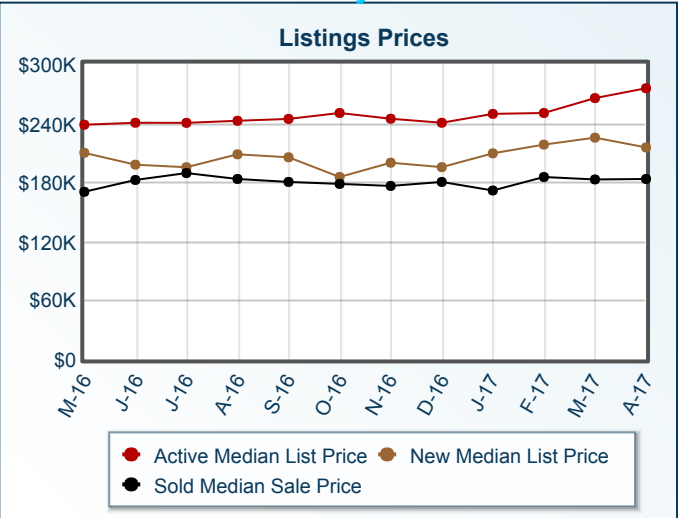
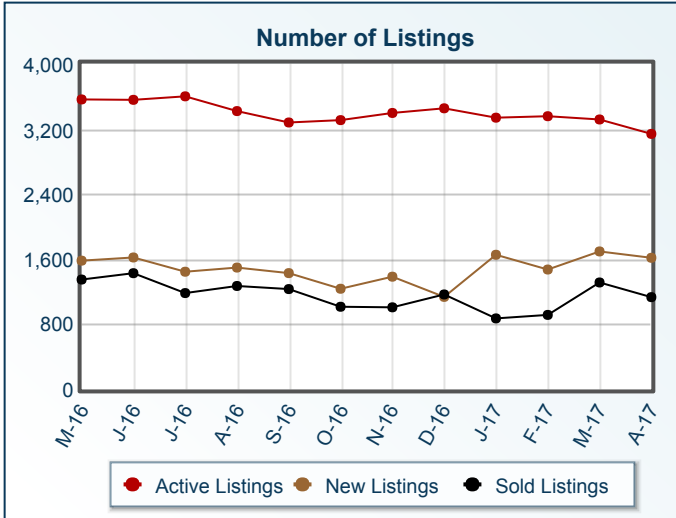


Market Summary

Residential, April 2017

Provided by: Don & Natalie Norris 321-759-3857
Keller Williams Realty Brevard



| Summary Statistics | | | | | | |
|--------------------|-----------|-----------|--------|-----------|-----------|--------|
| | Apr-17 | Apr-16 | % Chg | 2017 YTD | 2016 YTD | % Chg |
| Absorption Rate | 2.69 | 3.27 | -17.74 | 2.82 | 3.31 | -14.80 |
| Average List Price | \$393,787 | \$318,552 | 23.62 | \$305,566 | \$267,638 | 14.17 |
| Median List Price | \$275,000 | \$229,900 | 19.62 | \$224,900 | \$199,000 | 13.02 |
| Average Sale Price | \$231,479 | \$204,129 | 13.40 | \$224,631 | \$198,946 | 12.91 |
| Median Sale Price | \$183,000 | \$165,000 | 10.91 | \$180,000 | \$159,900 | 12.57 |
| Average CDOM | 54 | 64 | -15.62 | N/A | 62 | N/A |
| Median CDOM | 22 | 0 | N/A | 28 | 31 | -9.68 |

| | Sold Listings | | | | | | Pending Listings | | | | | | |
|-----------------|---------------|------|-------|--------------|------|-------|------------------|------|-------|--------------|------|-------|-------|
| | This Month | | | Year to Date | | | This Month | | | Year to Date | | | |
| | 2017 | 2016 | % Chg | 2017 | 2016 | % Chg | 2017 | 2016 | % Chg | 2017 | 2016 | % Chg | |
| 0-29,999 | 5 | 13 | -61.5 | 23 | 49 | -53.1 | 0-29,999 | 1 | 9 | -88.9 | 17 | 49 | -65.3 |
| 30,000-39,999 | 18 | 20 | -10.0 | 42 | 84 | -50.0 | 30,000-39,999 | 9 | 14 | -35.7 | 37 | 75 | -50.7 |
| 40,000-49,999 | 12 | 23 | -47.8 | 55 | 97 | -43.3 | 40,000-49,999 | 14 | 29 | -51.7 | 55 | 104 | -47.1 |
| 50,000-59,999 | 13 | 24 | -45.8 | 71 | 128 | -44.5 | 50,000-59,999 | 21 | 24 | -12.5 | 75 | 116 | -35.3 |
| 60,000-69,999 | 20 | 39 | -48.7 | 80 | 156 | -48.7 | 60,000-69,999 | 21 | 43 | -51.2 | 107 | 166 | -35.5 |
| 70,000-79,999 | 28 | 52 | -46.2 | 115 | 146 | -21.2 | 70,000-79,999 | 31 | 50 | -38.0 | 121 | 171 | -29.2 |
| 80,000-89,999 | 28 | 43 | -34.9 | 128 | 160 | -20.0 | 80,000-89,999 | 33 | 55 | -40.0 | 133 | 188 | -29.3 |
| 90,000-99,999 | 34 | 41 | -17.1 | 105 | 129 | -18.6 | 90,000-99,999 | 35 | 41 | -14.6 | 137 | 160 | -14.4 |
| 100,000-119,999 | 68 | 97 | -29.9 | 271 | 356 | -23.9 | 100,000-119,999 | 76 | 96 | -20.8 | 286 | 408 | -29.9 |
| 120,000-139,999 | 105 | 130 | -19.2 | 407 | 468 | -13.0 | 120,000-139,999 | 139 | 130 | 6.9 | 506 | 524 | -3.4 |
| 140,000-159,999 | 109 | 119 | -8.4 | 397 | 387 | 2.6 | 140,000-159,999 | 135 | 139 | -2.9 | 498 | 488 | 2.0 |
| 160,000-179,999 | 118 | 101 | 16.8 | 402 | 327 | 22.9 | 160,000-179,999 | 128 | 124 | 3.2 | 516 | 415 | 24.3 |
| 180,000-199,999 | 68 | 85 | -20.0 | 309 | 262 | 17.9 | 180,000-199,999 | 117 | 107 | 9.3 | 417 | 346 | 20.5 |
| 200,000-249,999 | 160 | 132 | 21.2 | 576 | 495 | 16.4 | 200,000-249,999 | 239 | 173 | 38.2 | 775 | 619 | 25.2 |
| 250,000-299,999 | 107 | 115 | -7.0 | 398 | 351 | 13.4 | 250,000-299,999 | 144 | 151 | -4.6 | 534 | 490 | 9.0 |
| 300,000-399,999 | 128 | 130 | -1.5 | 463 | 381 | 21.5 | 300,000-399,999 | 209 | 139 | 50.4 | 644 | 508 | 26.8 |
| 400,000-499,999 | 50 | 47 | 6.4 | 173 | 161 | 7.5 | 400,000-499,999 | 77 | 72 | 6.9 | 258 | 225 | 14.7 |
| 500,000+ | 62 | 52 | 19.2 | 218 | 175 | 24.6 | 500,000+ | 66 | 70 | -5.7 | 302 | 235 | 28.5 |
| Totals | 1133 | 1263 | -10.3 | 4233 | 4312 | -1.8 | Totals | 1495 | 1466 | 2.0 | 5418 | 5287 | 2.5 |

| | Active Listings | | | | | | New Listings | | | | | | |
|-----------------|-----------------|------|-------|--------------|-------|-------|-----------------|------|-------|--------------|------|-------|-------|
| | This Month | | | Year to Date | | | This Month | | | Year to Date | | | |
| | 2017 | 2016 | % Chg | 2017 | 2016 | % Chg | 2017 | 2016 | % Chg | 2017 | 2016 | % Chg | |
| 0-29,999 | 11 | 24 | -54.2 | 37 | 80 | -53.7 | 0-29,999 | 3 | 7 | -57.1 | 19 | 55 | -65.5 |
| 30,000-39,999 | 10 | 29 | -65.5 | 56 | 109 | -48.6 | 30,000-39,999 | 7 | 10 | -30.0 | 44 | 68 | -35.3 |
| 40,000-49,999 | 18 | 57 | -68.4 | 84 | 178 | -52.8 | 40,000-49,999 | 12 | 29 | -58.6 | 56 | 112 | -50.0 |
| 50,000-59,999 | 35 | 48 | -27.1 | 133 | 179 | -25.7 | 50,000-59,999 | 25 | 25 | 0.0 | 87 | 118 | -26.3 |
| 60,000-69,999 | 42 | 97 | -56.7 | 189 | 273 | -30.8 | 60,000-69,999 | 38 | 35 | 8.6 | 139 | 170 | -18.2 |
| 70,000-79,999 | 55 | 108 | -49.1 | 195 | 307 | -36.5 | 70,000-79,999 | 30 | 47 | -36.2 | 130 | 202 | -35.6 |
| 80,000-89,999 | 50 | 93 | -46.2 | 213 | 299 | -28.8 | 80,000-89,999 | 40 | 52 | -23.1 | 135 | 199 | -32.2 |
| 90,000-99,999 | 48 | 96 | -50.0 | 209 | 267 | -21.7 | 90,000-99,999 | 36 | 45 | -20.0 | 158 | 177 | -10.7 |
| 100,000-119,999 | 88 | 153 | -42.5 | 389 | 596 | -34.7 | 100,000-119,999 | 45 | 90 | -50.0 | 258 | 388 | -33.5 |
| 120,000-139,999 | 168 | 203 | -17.2 | 720 | 809 | -11.0 | 120,000-139,999 | 136 | 144 | -5.6 | 511 | 529 | -3.4 |
| 140,000-159,999 | 147 | 232 | -36.6 | 688 | 788 | -12.7 | 140,000-159,999 | 135 | 153 | -11.8 | 476 | 585 | -18.6 |
| 160,000-179,999 | 162 | 257 | -37.0 | 743 | 736 | 1.0 | 160,000-179,999 | 127 | 131 | -3.1 | 514 | 523 | -1.7 |
| 180,000-199,999 | 157 | 227 | -30.8 | 620 | 627 | -1.1 | 180,000-199,999 | 114 | 122 | -6.6 | 438 | 442 | -0.9 |
| 200,000-249,999 | 412 | 453 | -9.1 | 1311 | 1222 | 7.3 | 200,000-249,999 | 219 | 245 | -10.6 | 922 | 816 | 13.0 |
| 250,000-299,999 | 312 | 351 | -11.1 | 964 | 950 | 1.5 | 250,000-299,999 | 156 | 155 | 0.6 | 650 | 627 | 3.7 |
| 300,000-399,999 | 515 | 517 | -0.4 | 1332 | 1204 | 10.6 | 300,000-399,999 | 232 | 178 | 30.3 | 893 | 758 | 17.8 |
| 400,000-499,999 | 294 | 267 | 10.1 | 679 | 560 | 21.3 | 400,000-499,999 | 121 | 98 | 23.5 | 414 | 335 | 23.6 |
| 500,000+ | 613 | 539 | 13.7 | 1145 | 992 | 15.4 | 500,000+ | 140 | 129 | 8.5 | 591 | 484 | 22.1 |
| Totals | 3137 | 3751 | -16.4 | 9707 | 10176 | -4.6 | Totals | 1616 | 1695 | -4.7 | 6435 | 6588 | -2.3 |

Information is deemed to be reliable, but is not guaranteed. © 2017 MLS and FBS. Prepared by Natalie Norris on Thursday, May 04, 2017 4:02 PM.

Provided by: Don & Natalie Norris 321-759-3857
Keller Williams Realty Brevard